




Notes:

1. Do not scale from this drawing.
Use printed dimensions only.

Key:

-  Extent of proposed 20mph speed limit
-  Existing 20mph area
-  Existing School

P03	Carter Knowle Road Added			
P02	Hatch updated.	SW	CB	06/09/22
Rev	Revision details	Chkd	Appd	Date

Drawn: LF	Preliminary	<input checked="" type="checkbox"/>
Design: LF	For comment	<input type="checkbox"/>
Chkd: SW	For tender	<input type="checkbox"/>
Appd: AC	For construction	<input type="checkbox"/>
Date: 23/08/22	As constructed	<input type="checkbox"/>
	Other	<input type="checkbox"/>

Client




www.amey.co.uk

Project Name
Sheffield 20mph Speed Limit Strategy.

Drawing Title
Extent of proposed Carter Knowle 20mph speed limit.

Original Drg Size : A3	Dimensions : -
Scale : NTS	Copyright © Amey

Drawing No	Rev
TR-208013 201-TRO 0001	P03

This page is intentionally left blank